



# /l/ and /r/

lion



rabbit



Listen carefully. Tick ✓ the sound you hear.

- |     |                          |                          |
|-----|--------------------------|--------------------------|
| 1.  | <input type="checkbox"/> | <input type="checkbox"/> |
| 2.  | <input type="checkbox"/> | <input type="checkbox"/> |
| 3.  | <input type="checkbox"/> | <input type="checkbox"/> |
| 4.  | <input type="checkbox"/> | <input type="checkbox"/> |
| 5.  | <input type="checkbox"/> | <input type="checkbox"/> |
| 6.  | <input type="checkbox"/> | <input type="checkbox"/> |
| 7.  | <input type="checkbox"/> | <input type="checkbox"/> |
| 8.  | <input type="checkbox"/> | <input type="checkbox"/> |
| 9.  | <input type="checkbox"/> | <input type="checkbox"/> |
| 10. | <input type="checkbox"/> | <input type="checkbox"/> |
| 11. | <input type="checkbox"/> | <input type="checkbox"/> |
| 12. | <input type="checkbox"/> | <input type="checkbox"/> |



# /l/ and /r/

## Which one?

Listen carefully. Tick ✓ the word you hear.

- |     |   |   |
|-----|---|---|
| 1.  | <input type="checkbox"/> l <u>o</u> ck            | <input type="checkbox"/> r <u>o</u> ck            |
| 2.  | <input type="checkbox"/> l <u>a</u> ce            | <input type="checkbox"/> r <u>a</u> ce            |
| 3.  | <input type="checkbox"/> l <u>i</u> ce            | <input type="checkbox"/> r <u>i</u> ce            |
| 4.  | <input type="checkbox"/> l <u>a</u> mp            | <input type="checkbox"/> r <u>a</u> mp            |
| 5.  | <input type="checkbox"/> l <u>o</u> ok            | <input type="checkbox"/> r <u>o</u> ok            |
| 6.  | <input type="checkbox"/> b <u>e</u> ll <u>y</u>   | <input type="checkbox"/> b <u>e</u> rr <u>y</u>   |
| 7.  | <input type="checkbox"/> f <u>a</u> ir <u>l</u> y | <input type="checkbox"/> f <u>a</u> ir <u>r</u> y |
| 8.  | <input type="checkbox"/> g <u>l</u> aze           | <input type="checkbox"/> g <u>r</u> aze           |
| 9.  | <input type="checkbox"/> g <u>l</u> ass           | <input type="checkbox"/> g <u>r</u> ass           |
| 10. | <input type="checkbox"/> f <u>l</u> y             | <input type="checkbox"/> f <u>r</u> y             |
| 11. | <input type="checkbox"/> b <u>l</u> oom           | <input type="checkbox"/> b <u>r</u> oom           |
| 12. | <input type="checkbox"/> c <u>l</u> own           | <input type="checkbox"/> c <u>r</u> own           |



# /l/ and /r/

## Can You Spot the Difference?

Listen carefully and tick ✓ the correct pronunciation. A or B.

	A	B
1.black	<input type="checkbox"/>	<input type="checkbox"/>
2.flower	<input type="checkbox"/>	<input type="checkbox"/>
3.floor	<input type="checkbox"/>	<input type="checkbox"/>
4.melon	<input type="checkbox"/>	<input type="checkbox"/>
5.brown	<input type="checkbox"/>	<input type="checkbox"/>
6.splash	<input type="checkbox"/>	<input type="checkbox"/>
7.early	<input type="checkbox"/>	<input type="checkbox"/>
8.late	<input type="checkbox"/>	<input type="checkbox"/>
9.excellent	<input type="checkbox"/>	<input type="checkbox"/>
10.marvelous	<input type="checkbox"/>	<input type="checkbox"/>
11.merrily	<input type="checkbox"/>	<input type="checkbox"/>
12.little rabbit	<input type="checkbox"/>	<input type="checkbox"/>





# /l/ and /r/

## Simple Silly Sentences

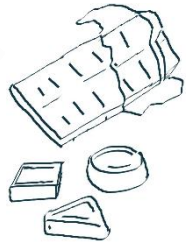
### Red Cherries and Yellow Lemons

Red cherries and yellow lemons,  
Yellow lemons and red cherries.  
Cherries that are red  
 And lemons that are yellow.



### A Lot of Chocolate

I ate a lot of chocolate,  
 I ate a lot of chocolate.



### A Little Rabbit

What does a little rabbit eat?

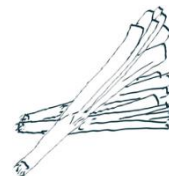
A little rabbit eats what a little rabbit eats.

A little rabbit eats

Carrots, lettuce and leeks!

So, can you repeat

What a little rabbit eats?



# /l/ and /r/

## Key for Teachers

Word list for the teacher to say to the students.

- SHOW to students AFTER they have listened and chosen.
- You can DECIDE which word is the correct word.
- You can listen to each word and download the audio files for all activities from the article:  
**Pronunciation of /l/ and /r/** at [www.eleclassroom.com](http://www.eleclassroom.com).

Suggested Key for Activity 1		Suggested Key for Activity 2	
1. lock		A	B
2. rock		1. <b>lock v</b>	rock
3. race		2. lace	<b>race v</b>
4. lace		3. lice	<b>rice v</b>
5. lice		4. <b>lamp v</b>	ramp
6. rice		5. look	<b>rook v</b>
7. lamp		6. <b>belly v</b>	berry
8. ramp		7. <b>fairlyv</b>	fairy
9. rook		8. <b>glaze v</b>	graze
10. look		9. <b>glass v</b>	grass
11. berry		10. fly	<b>fry v</b>
12. belly		11. bloom	<b>broom v</b>
		12. clown	<b>crown v</b>
Suggested Key for Activity 3		Activity 4	
A	B	You can make students say it faster and faster to help them build fluency.	
1. black	brack		
2. flower	frower		
3. froor	floor		
4. melon	meron		
5. brown	bllown		
6. splash	sprash		
7. earry	early		
8. rrate	late		
9. excerrent	excellent		
10. marvellous	marverous		
11. merriry	merrily		
12. rittle labbit	little rabbit		

